Lingodigit Co., Ltd.
Rm.1, 10F.,No.106, Bao'an 2th St., Nantun Dist.,Taichung City 40858, TAIWAN
Phone: +886-4-23808748 info@lingodigit.com

LingoCamera Tool – Brief Introduction

LingoCamera Tool is an ONVIF IP camera manager built for Ubuntu 26.04 LTS. Its GUI utilizes Qt6Core (version 10) and GStreamer to demonstrate how to control and communicate with IP cameras through ONVIF and display live video. We also provide a C-based client library without a GUI, allowing developers to build an ONVIF client with their own GUI or RTSP libraries.

To develop your ONVIF Client products,
we provide a reference procedure, LingoClient Procedure, for calling Lingodigit's client library APIs in C based on public ONVIF specifications, covering tasks such as retrieving services, changing video encoder settings, and more.
If you are interested in our software for ONVIF Client and would like to request a demo version of the library running on a Linux console application, please contact us for further information at info@lingodigit.com.

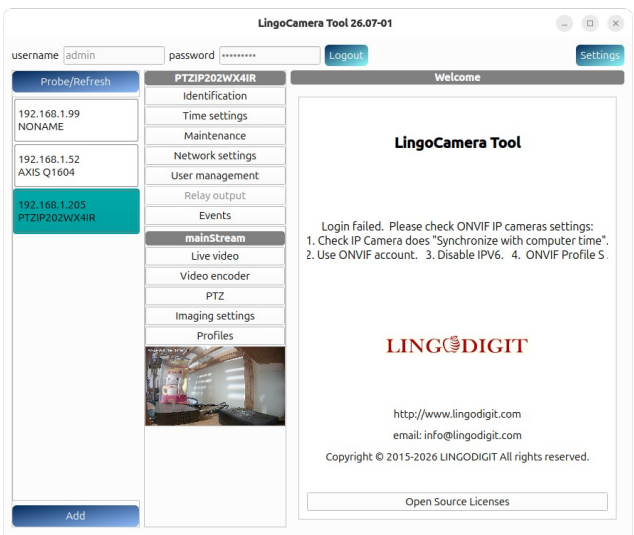

LingoCamera Tool

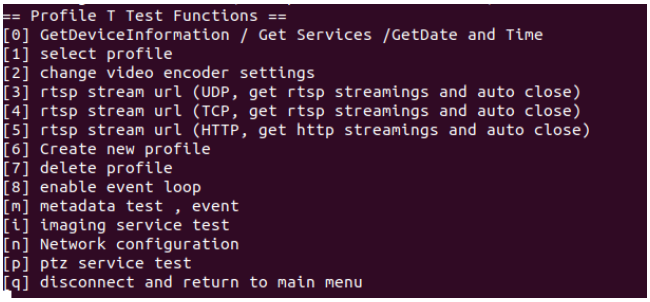

LingoClient Procedure

LingoCamera Tool :
Based on ubuntu 26.04 and Qt6Core6t64 version 6.10
Supported Features:

- Device Discovery
- Device Management Service
- Media Service
- RTSP streaming
- Imaging Settings
- Event Service

- PTZ Service
- Relay Output
- Snapshot

Lingodigit's Software for ONVIF Client Supported Features:

- Devices Discovery
- HTTP Digest Authentication for RTSP
- Media Service , Video Streaming
- Media2 Service, H.265 Video Streaming
- Video Encoder Configurations
- Event Notification
- Motion Alarm
- Imaging Service (brightness, contrast, ...)
- Network Configuration
- PTZ Control. Support absolute, relative and continuous move models, PTZ preset.
- MetaData with event, PTZ
- Audio and Video Configuration
- Video Source Configuration
- Video Analytics
- Digital (Relay) Output
- Snapshot

LingoCamera Tool Based on QT6 ubuntu 26.04

```
## Install  dpkg
sudo dpkg -i LingoCameraTool-26.07.deb

## or Install  apt from a new Ubuntu 26.04
#sudo add-apt-repository universe
sudo apt update
sudo apt install ./LingoCameraTool-26.07.deb

## libqt6core6t64  v10.02
sudo apt install libb2-1
sudo apt install libqt6core6t64
sudo apt install libqt6quickwidgets6
sudo apt install gstreamer1.0-qt6
sudo apt install gstreamer1.0-libav

## Remove
sudo dpkg -r  LingoCameraTool
```

LingoCamera Tool Install and Active Usage :

- Login via an ONVIF Administrator account
  Probe to get ONVIF IP cameras

- Usage Images: Page 4 ~
  Imaging Settings, PTZ Service, Event Service, Relay Output

- Set an ONVIF account example as AXIS P3245-V
- Test Cameras:
  AXIS P3245-V
  ACTi Z41 (Zoom)
  LTS PTZIP202WX4IR
  AXIS Q1604

- LingoCamera Tool v26.07-29 brief log:
  Modify for ExposureMode [Auto/Manual] display
  Adjusting Image Settings Value Conversion

LingoCamera Tool active from console :

$ sudo dpkg -i LingoCameraTool-26.07.deb
(Reading database ... 292599 files and directories currently installed.)
Preparing to unpack LingoCameraTool-26.07.deb ... Unpacking lingocameratool (26.07-01) over (26.07-01) ... Setting up lingocameratool (26.07-01) ... Processing triggers for gnome-menus (3.38.1-1ubuntu1) ... Processing triggers for desktop-file-utils (0.28-1build1) ... Processing triggers for hicolor-icon-theme (0.18-2build1) ...

$ LingoCameraTool
QML debugging is enabled. Only use this in a safe environment.

LingoCamera Tool is an ONVIF IP camera manager built for Ubuntu 26.04 LTS.

http://www.lingodigit.com email: info@lingodigit.com Copyright © 2015-2026 LINGODIGIT All rights reserved.

LingoCamera Tool Install dpkg issues from a new Ubuntu 26.04:

$ sudo dpkg -i LingoCameraTool-26.07.deb
dpkg:
lingocameratool depend on gstreamer1.0-libav ;
gstreamer1.0-libav not found. install package:
sudo apt install sudo apt install gstreamer1.0-libav

dpkg: error processing package lingocameratool (--install):
$ sudo apt install gstreamer1.0-libav
need 'apt --fix-broken install' to fix
Unsatisfied dependencies:

$ sudo apt --fix-broken install
$ LingoCameraTool
QML debugging is enabled. Only use this in a safe environment.

qml6glsink not found. install package:
sudo apt install gstreamer1.0-qt6

$ sudo apt install gstreamer1.0-qt6
$ LingoCameraTool

QML debugging is enabled. Only use this in a safe environment.

LingoCamera Tool is an ONVIF IP camera manager built for Ubuntu 26.04 LTS.

http://www.lingodigit.com email: info@lingodigit.com Copyright © 2015-2026 LINGODIGIT All rights reserved.

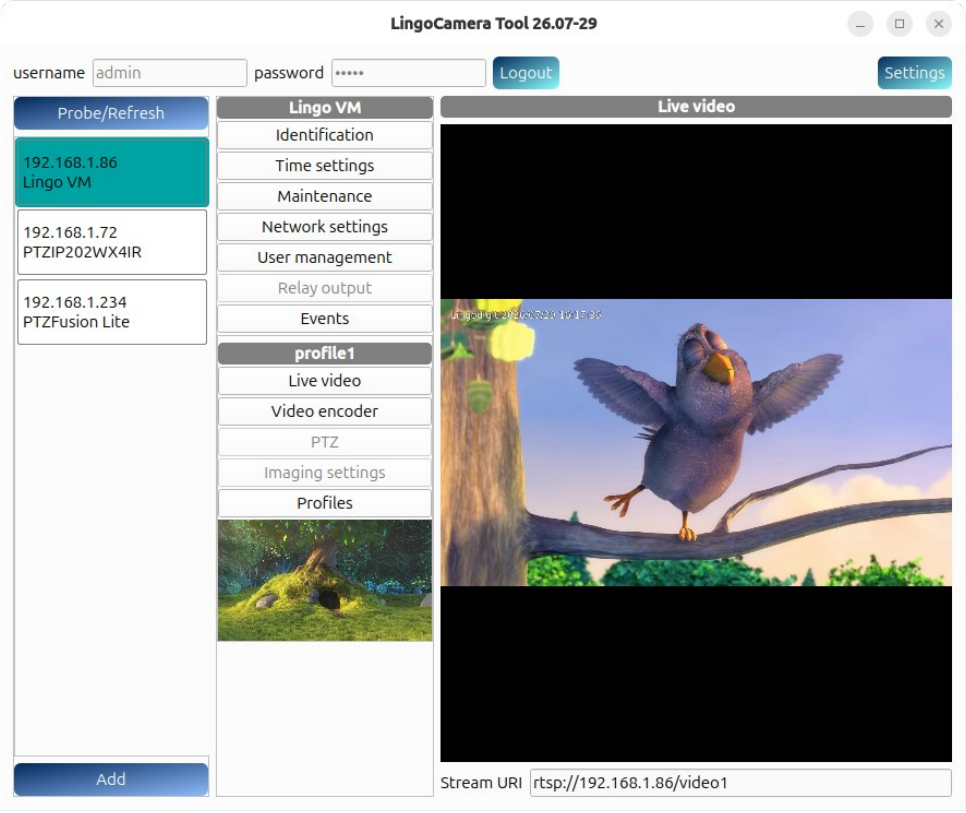

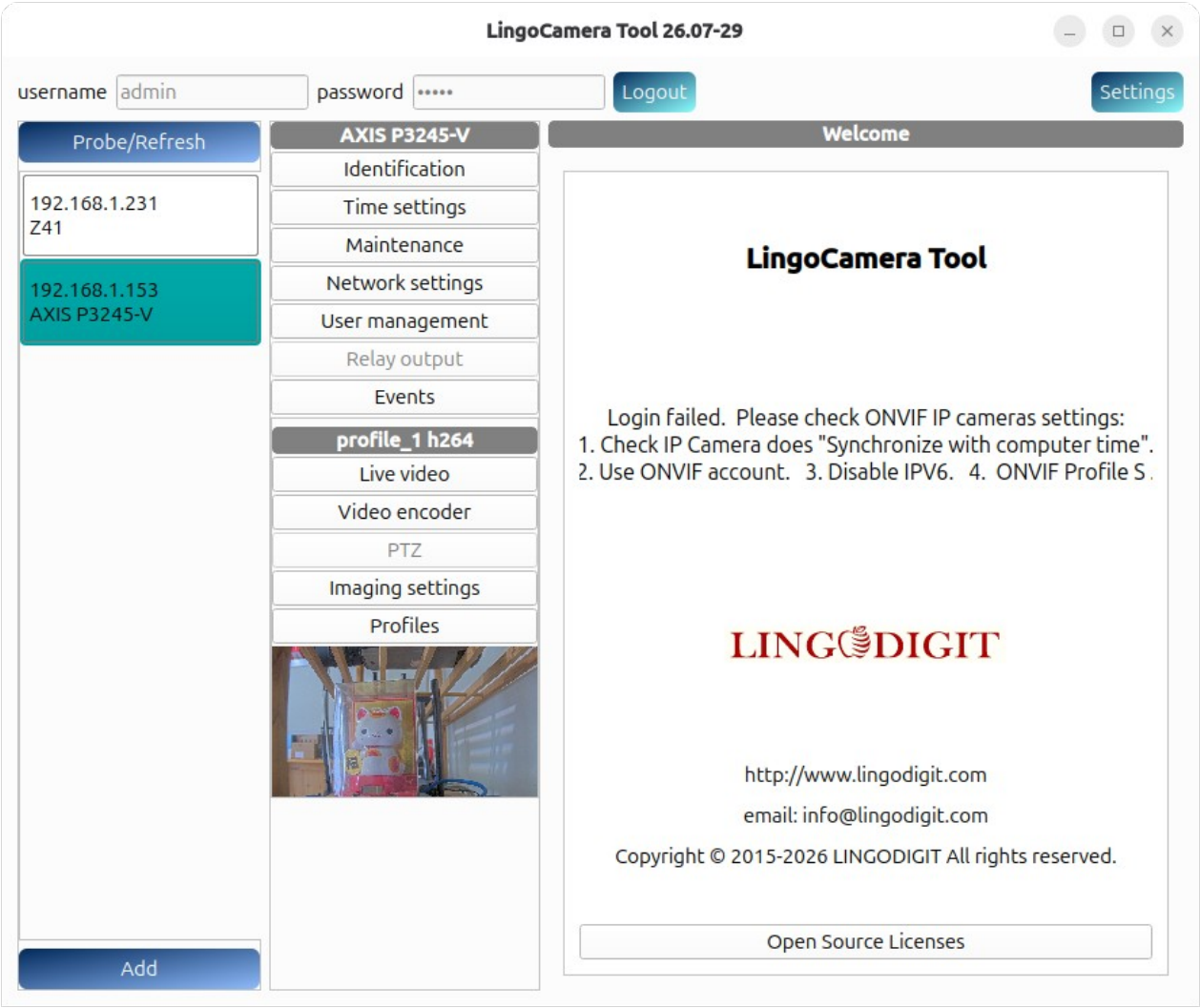

Login AXIS P3245-V via ONVIF account “admin”
[Imaging settings] : change “Saturation value” from 20 to 70

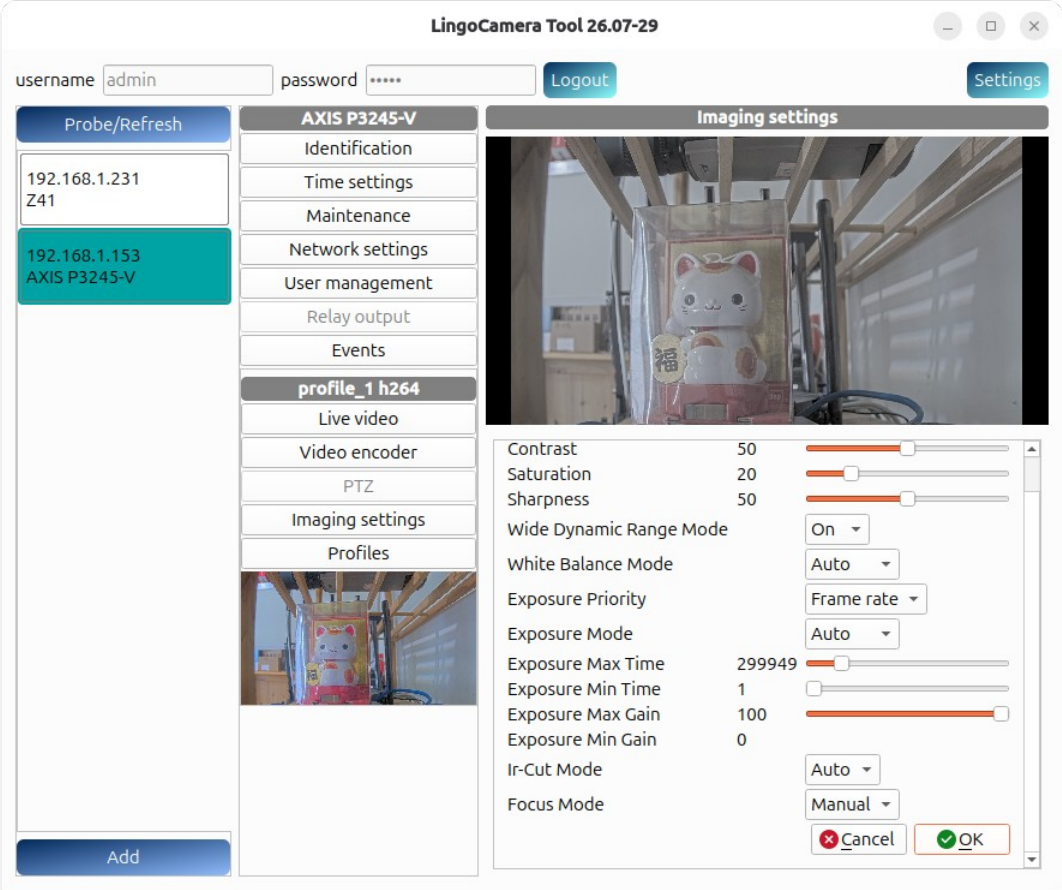
LingoCamera Tool 26.07-29
username
admin
password
Logout
Settings
Probe/Refresh
192.168.1.231
Z41
192.168.1.153
AXIS P3245-V
Add
AXIS P3245-V
Identification
Time settings
Maintenance
Network settings
User management
Relay output
Events
profile_1 h264
Live video
Video encoder
PTZ
Imaging settings
Profiles
Imaging settings
Contrast 50
Saturation 20
Sharpness 50
Wide Dynamic Range Mode On
White Balance Mode Auto
Exposure Priority Frame rate
Exposure Mode Auto
Exposure Max Time 299949
Exposure Min Time 1
Exposure Max Gain 100
Exposure Min Gain 0
Ir-Cut Mode Auto
Focus Mode Manual
Cancel
OK

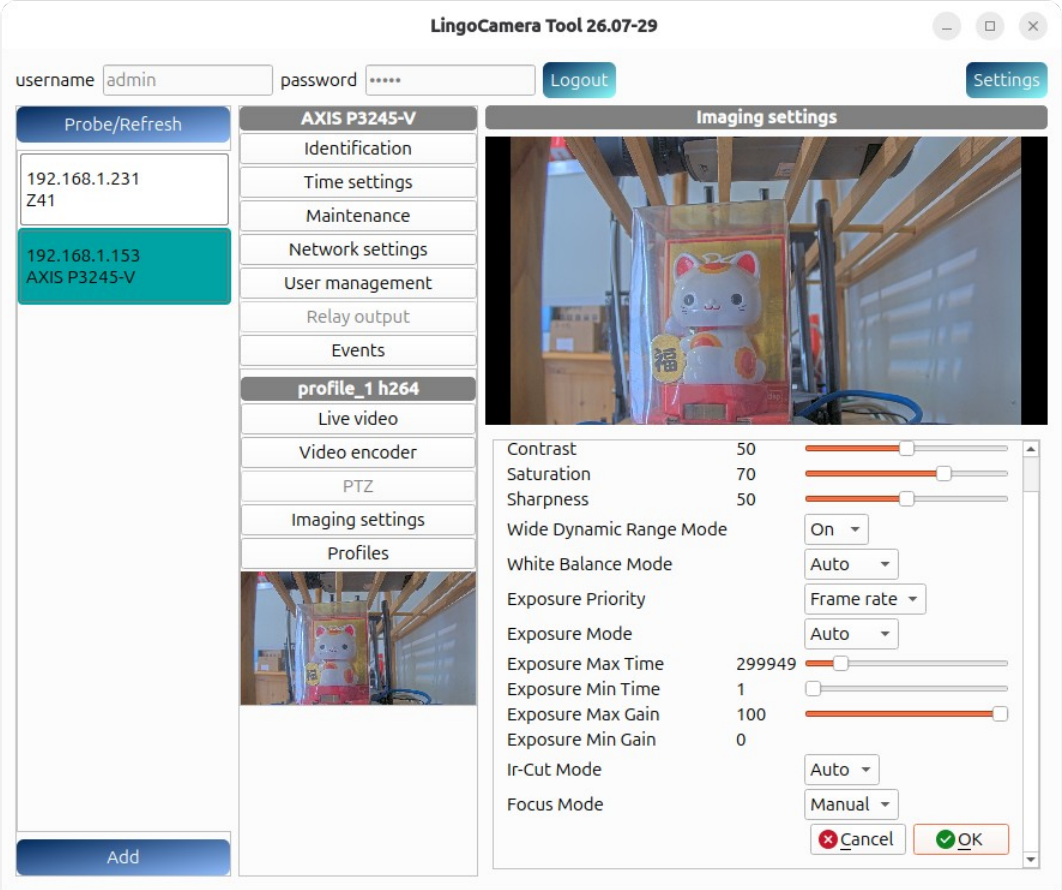
LingoCamera Tool 26.07-29
username
admin
password
Logout
Settings
Probe/Refresh
192.168.1.231
Z41
192.168.1.153
AXIS P3245-V
Add
AXIS P3245-V
Identification
Time settings
Maintenance
Network settings
User management
Relay output
Events
profile_1 h264
Live video
Video encoder
PTZ
Imaging settings
Profiles
Imaging settings
Contrast 50
Saturation 70
Sharpness 50
Wide Dynamic Range Mode On
White Balance Mode Auto
Exposure Priority Frame rate
Exposure Mode Auto
Exposure Max Time 299949
Exposure Min Time 1
Exposure Max Gain 100
Exposure Min Gain 0
Ir-Cut Mode Auto
Focus Mode Manual
Cancel
OK

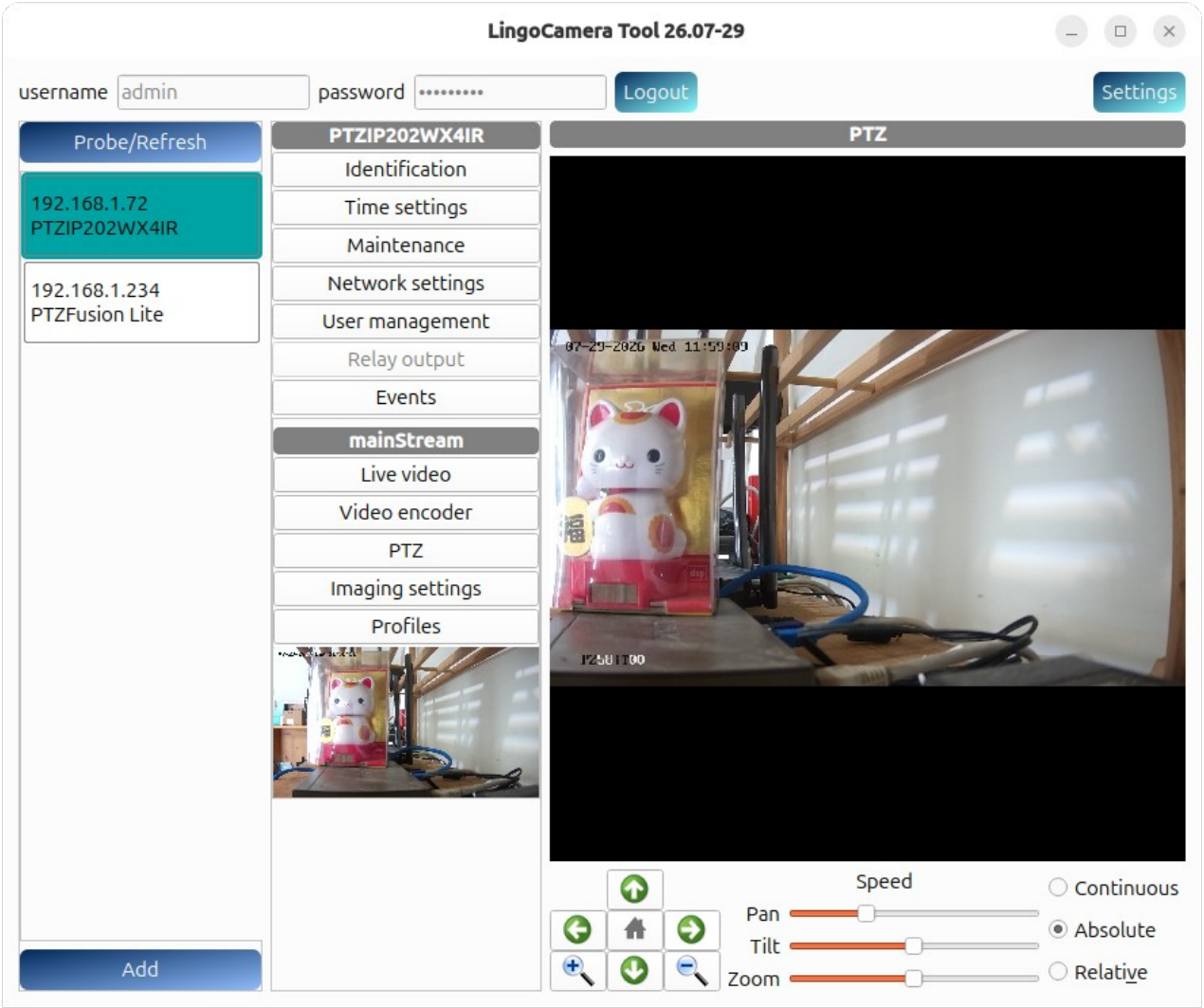

PTZ PTZIP202WX4IR

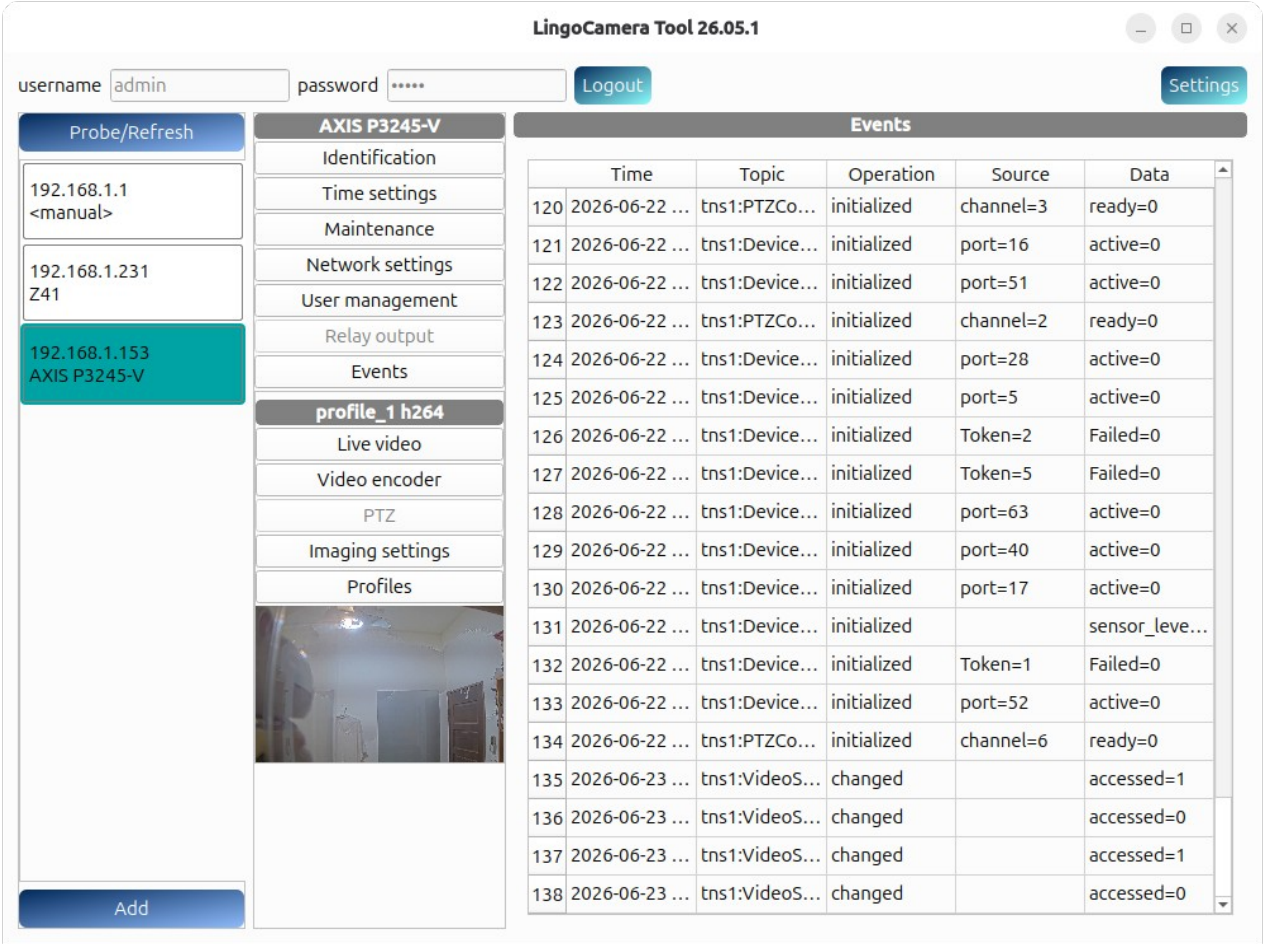
LingoCamera Tool 26.05.1
username
admin
password
Logout
Settings
Probe/Refresh
192.168.1.1
<manual>
192.168.1.231
Z41
192.168.1.153
AXIS P3245-V
Add
AXIS P3245-V
Identification
Time settings
Maintenance
Network settings
User management
Relay output
Events
profile_1 h264
Live video
Video encoder
PTZ
Imaging settings
Profiles
Events
Time
Topic
Operation
Source
Data
120 2026-06-22 ... tns1:PTZCo... initialized channel=3 ready=0
121 2026-06-22 ... tns1:Device... initialized port=16 active=0
122 2026-06-22 ... tns1:Device... initialized port=51 active=0
123 2026-06-22 ... tns1:PTZCo... initialized channel=2 ready=0
124 2026-06-22 ... tns1:Device... initialized port=28 active=0
125 2026-06-22 ... tns1:Device... initialized port=5 active=0
126 2026-06-22 ... tns1:Device... initialized Token=2 Failed=0
127 2026-06-22 ... tns1:Device... initialized Token=5 Failed=0
128 2026-06-22 ... tns1:Device... initialized port=63 active=0
129 2026-06-22 ... tns1:Device... initialized port=40 active=0
130 2026-06-22 ... tns1:Device... initialized port=17 active=0
131 2026-06-22 ... tns1:Device... initialized sensor_leve...
132 2026-06-22 ... tns1:Device... initialized Token=1 Failed=0
133 2026-06-22 ... tns1:Device... initialized port=52 active=0
134 2026-06-22 ... tns1:PTZCo... initialized channel=6 ready=0
135 2026-06-23 ... tns1:VideoS... changed accessed=1
136 2026-06-23 ... tns1:VideoS... changed accessed=0
137 2026-06-23 ... tns1:VideoS... changed accessed=1
138 2026-06-23 ... tns1:VideoS... changed accessed=0

Events

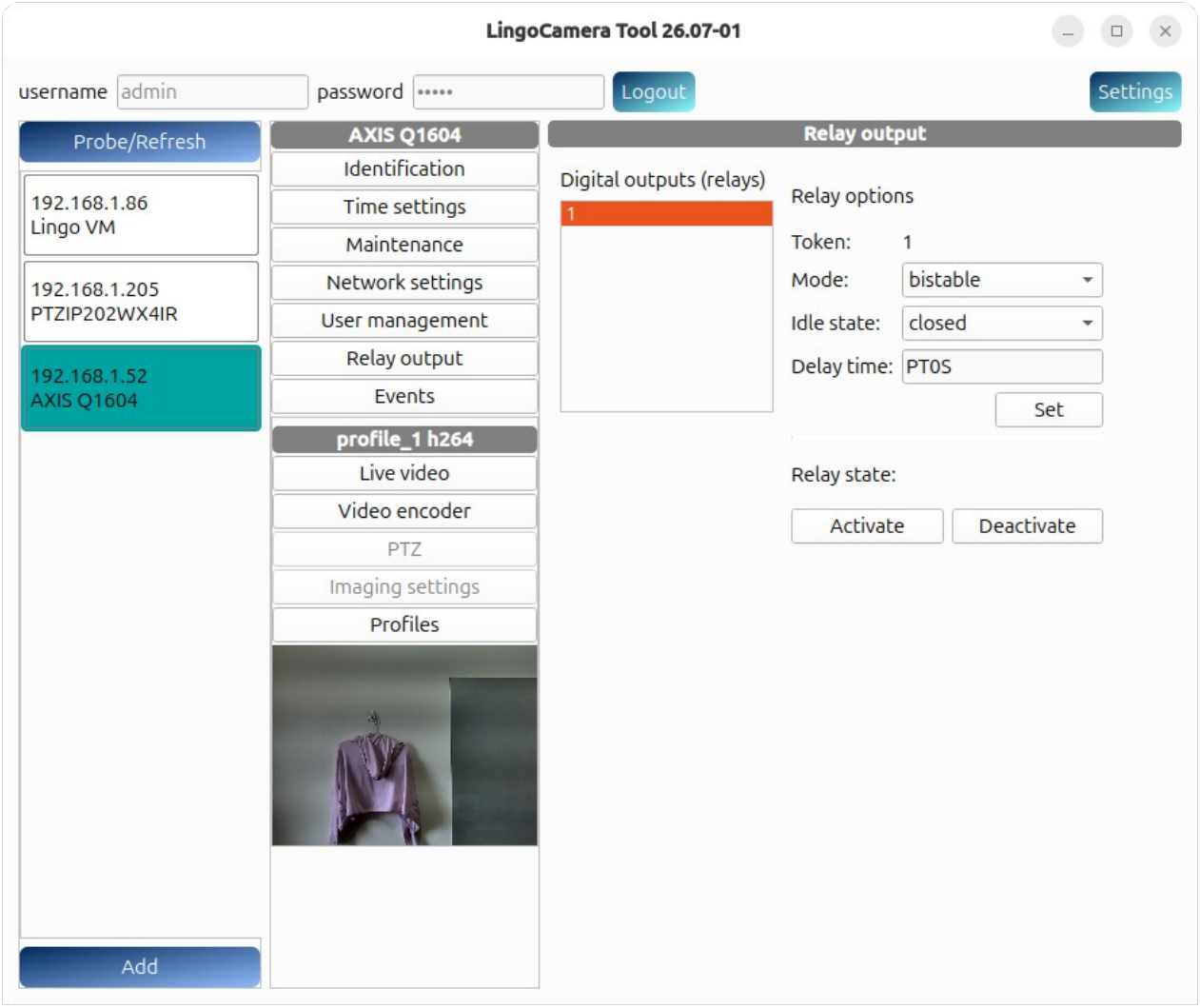

Relay output

If Cannot Login, please check cameras:
1. **ONVIF account**,
2. **System time** (NTP server)

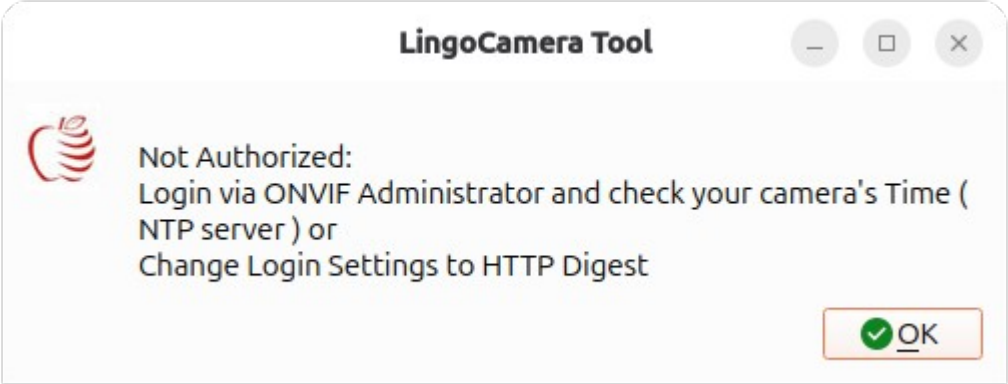

1.ONVIF account

Create an ONVIF Administrator account from web pages

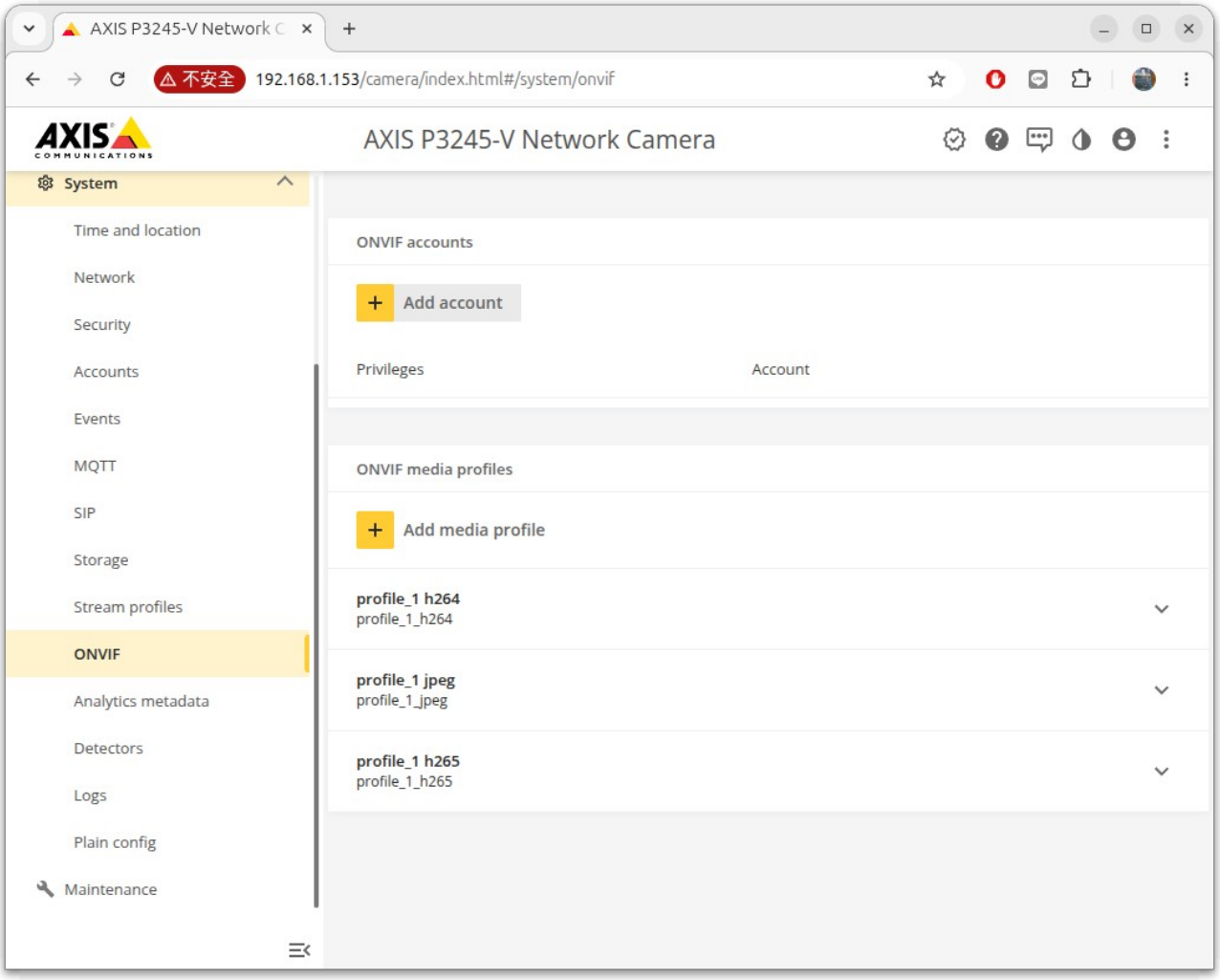

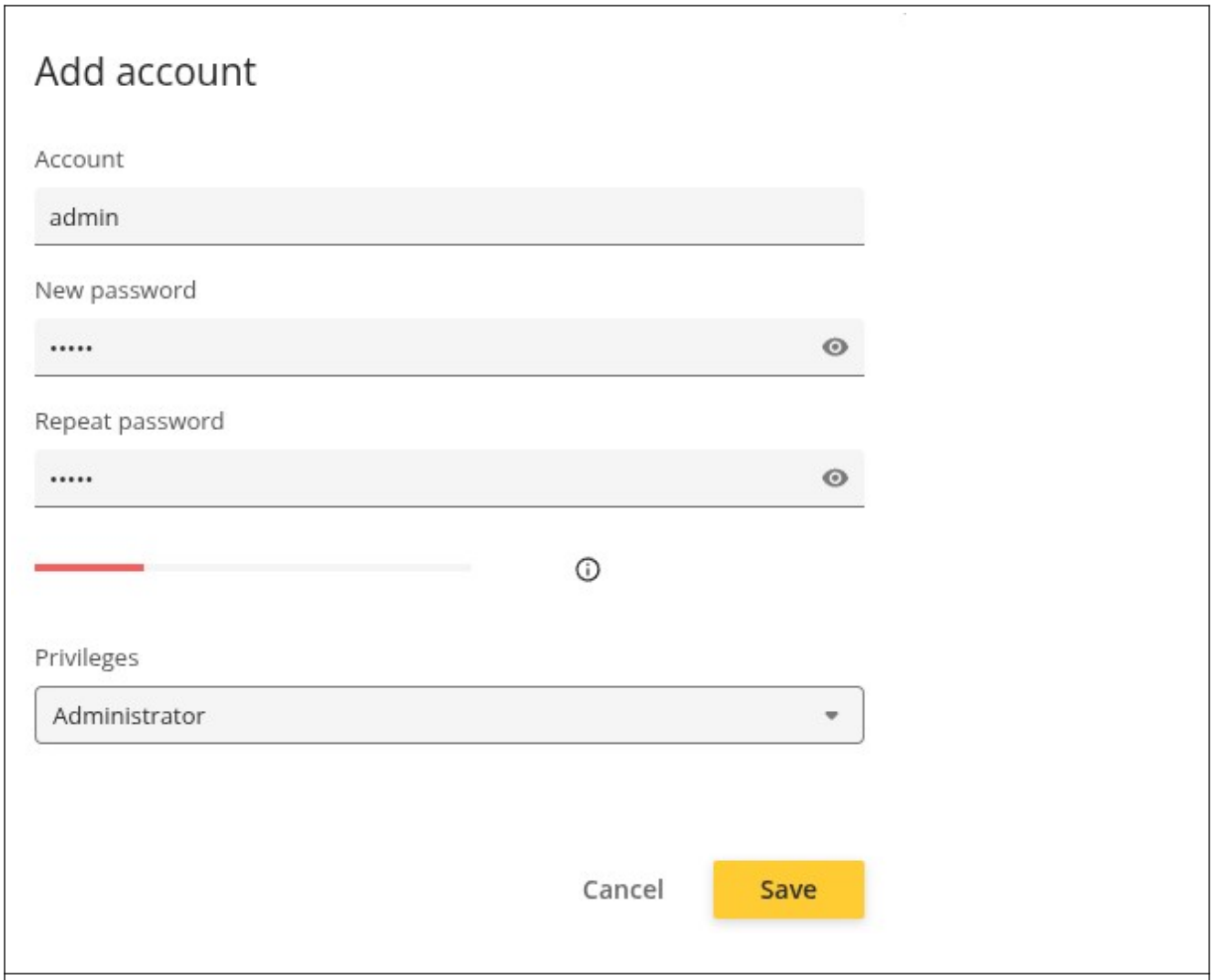

2. Check System time of IP Cameras

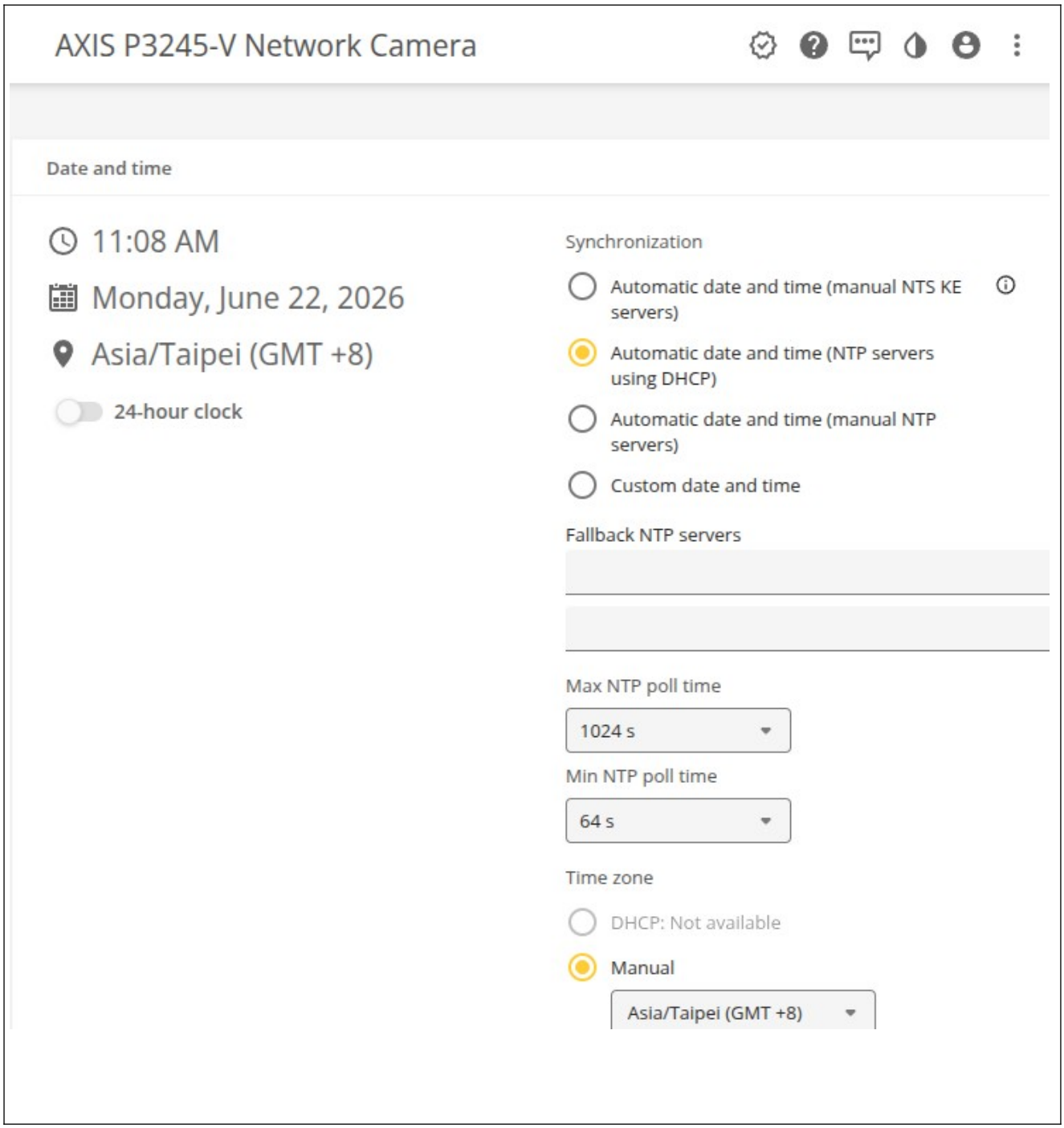
AXIS P3245-V Network Camera
Date and time
11:08 AM
Monday, June 22, 2026
Asia/Taipei (GMT +8)
24-hour clock
Synchronization
Automatic date and time (manual NTS KE servers)
Automatic date and time (NTP servers using DHCP)
Automatic date and time (manual NTP servers)
Custom date and time
Fallback NTP servers
Max NTP poll time
1024 s
Min NTP poll time
64 s
Time zone
DHCP: Not available
Manual
Asia/Taipei (GMT +8)